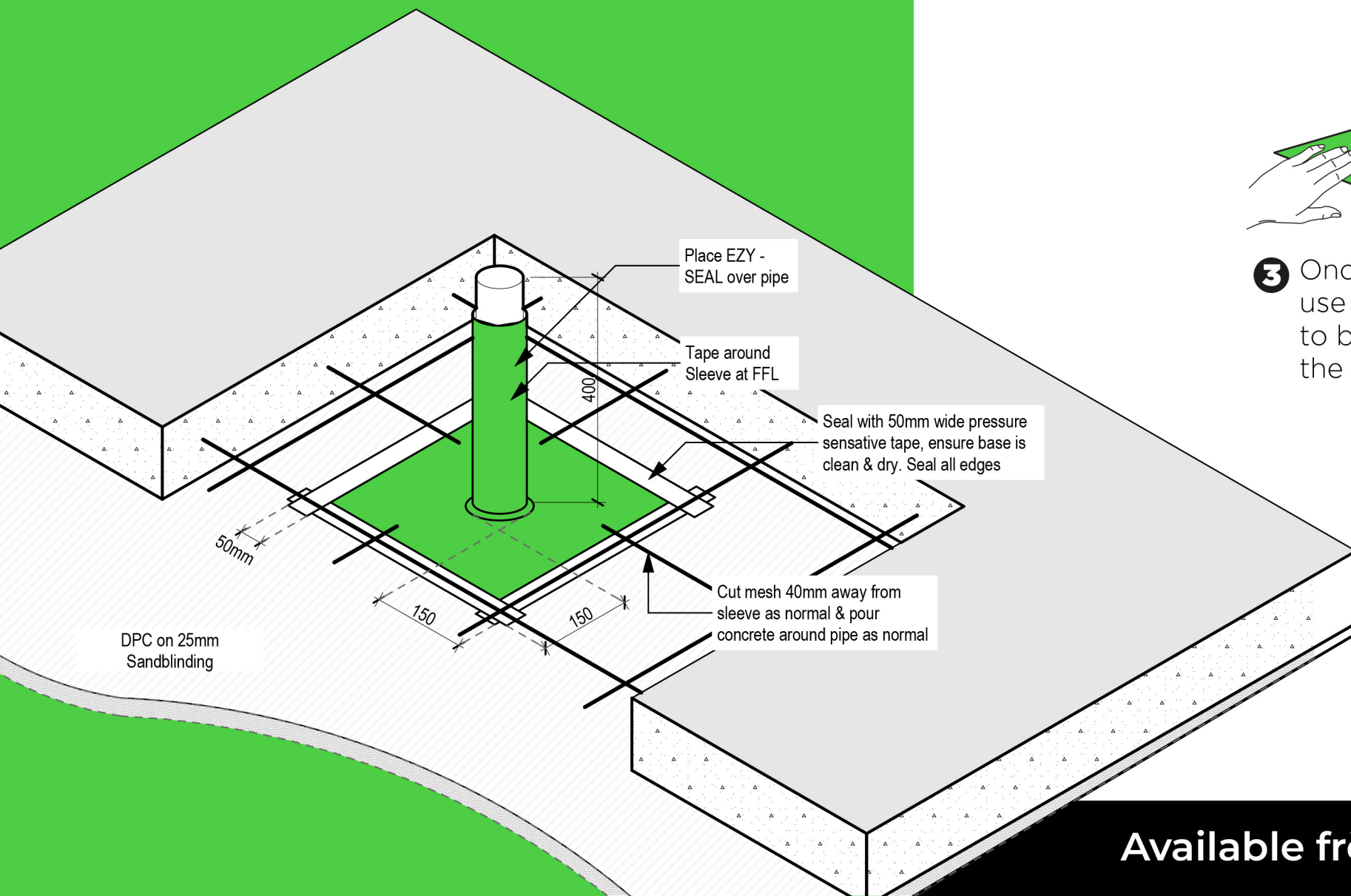


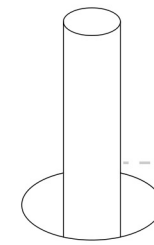
EZYSEAL

A ONE PIECE SEALING DEVICE FOR
MOISTURE BARRIER PENETRATION

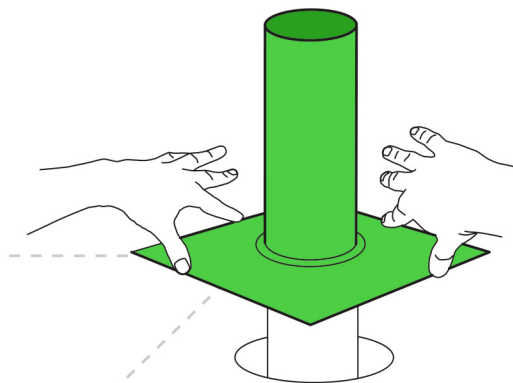
- ✓ NO NEED TO PRE WRAP PIPES
- ✓ SAVE TIME ON SEALING PENETRATIONS
- ✓ SEALS EFFECTIVELY EVERY TIME



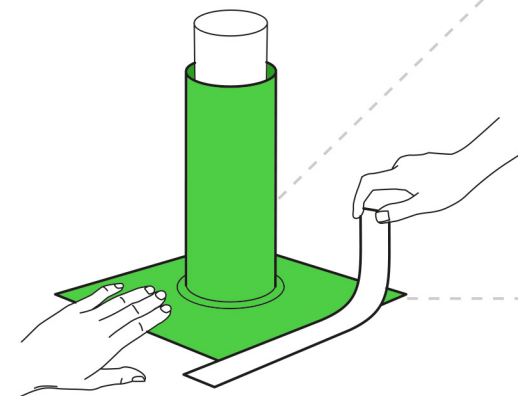
EZY-SEAL INSTRUCTIONS



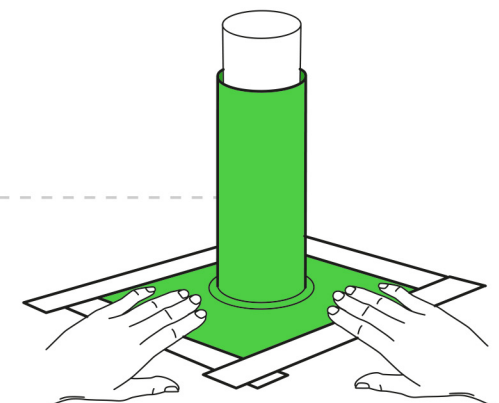
- 1** Lay Polythene down around pipe as per usual



- 2** Pull Ezy-Seal down over the pipe and press the base down on to the polythene



- 3** Once Ezy-Seal is in place, use strong adhesive tape to bond all 4 edges firmly to the polythene



- 4** Finally run your hand firmly around the top to insure a strong bond between Ezy-Seal and the polythene

THE FOLLOWING DIAMETERS ARE
AVAILABLE IN 5 & 20 PACKS:

■ 60MM ■ 150MM ■ 250MM

Available from: prosolveproducts.co.nz | 0800 PROSOLVE